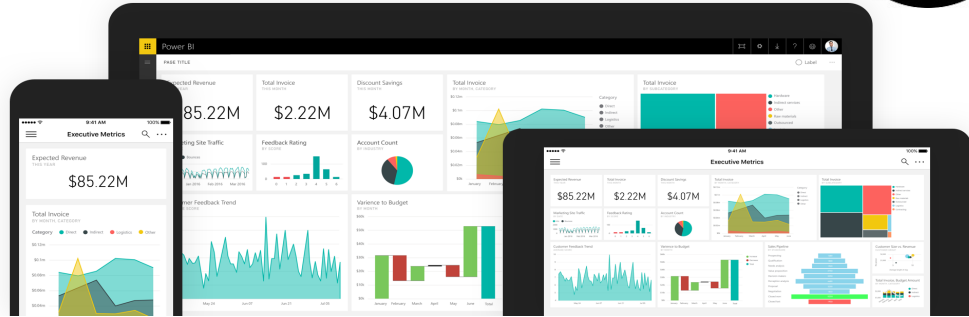
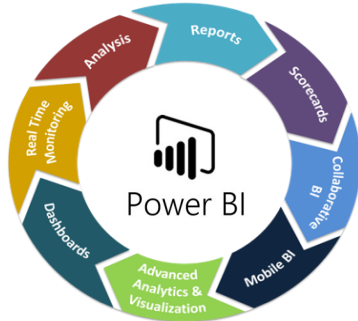


2025-Q1

BUSINESS INTELLIGENCE (BI) NEWSLETTER

Information Technology Services (ITS) | CIO: Srikanth Karra | Deputy CIO: Antonio Crespo



In this Issue: Featured Article | Featured BI Report | Usage Metrics | Success Story | Tips | BI Training

Featured Article: [Power BI Training](#)

New to Power BI Reporting? Need a Refresher?

**THE 2025 POWER BI TRAINING
REGISTRATION IS NOW OPEN**

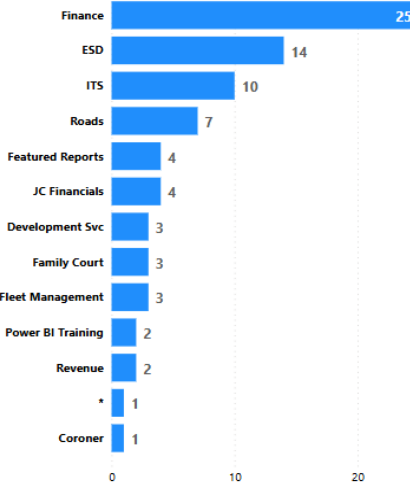
[Click Here to Sign-up](#)

Success Story

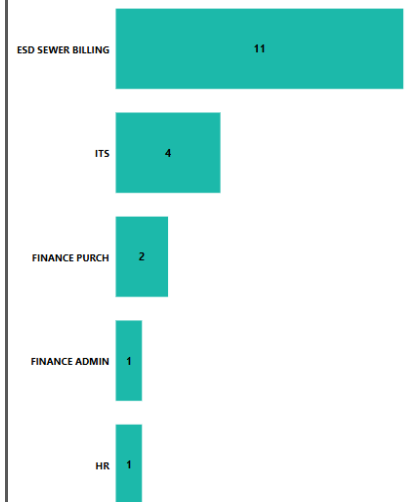
"Each year Fleet Management creates over 100 blanket purchase orders in MUNIS to pay vendors for vehicle parts and repair services needed in maintaining the County's fleet. Fleet's middle and upper management constantly need data showing used and unused funds per vendor to effectively plan their work. We needed a report to reflect real-time PO balances that would be updated each time Fleet administrative personnel entered receiving records to process invoices. We turned to ITS for assistance. ITS-BI team created the Fleet PO Receiving report which has helped our operations tremendously. The real-time PO balance report is a very valuable tool that helps our managers to better plan the work and keep the County moving toward progress". - King, Tammy, Fleet Management

Usage Metrics

BI Report Usage by Dept



PBI Training Class Attendees by Department




Power BI Report - Spotlight

PO Receiving Report

PO Fiscal Year 2025	PO Number All	Item Description All	Vendor Name All
------------------------	------------------	-------------------------	--------------------

PO Receiving Details

PO Number	Vendor Number	Vendor Name	Item Description	PO Fiscal Year	PO Total Amount	Liquidated Amount	Balance Amount	Received Amount	Amount Invoiced	Available to Pay	Remaining Amount
25000264	134590	UNITED ABILITY, INC	OPEN PO FOR SHREDDING	2025	500.00	125.00	375.00	25.00	0.00	25.00	350.00
25000294	127729	CINTAS CORPORATION NO 2	JANITORIAL SUPPLIES	2025	40,000.00	21,583.45	18,416.55	758.95	0.00	758.95	17,657.60
25000340	139586	ATMAX EQUIPMENT CO	VEHICLE PARTS	2025	17,500.00	4,490.69	13,009.31	9,843.63	0.00	9,843.63	3,165.68
25000352	100200	EDWARDS CHEVROLET	VEHICLE PARTS	2025	40,000.00	31,564.92	8,435.08	7,428.78	0.00	7,428.78	1,006.30
25000357	126870	DEWEY BARBER CHEVROLET	VEHICLE PARTS	2025	80,000.00	62,334.82	17,665.18	78.54	0.00	78.54	17,586.64
25000376	134117	O'REILLY AUTOMOTIVE STORES, INC	VEHICLE PARTS	2025	25,000.00	1,312.96	23,687.04	117.30	0.00	117.30	23,569.74
25000384	139446	ALABAMA MOWER SERVICE LLC	VEHICLE PARTS	2025	2,000.00	252.75	1,747.25	91.87	0.00	91.87	1,655.38
25000404	126691	GENUINE PARTS CO/NAPA	VEHICLE PARTS	2025	200,000.00	153,909.16	46,090.84	6,801.87	0.00	6,801.87	39,288.97
25000492	133402	WATER WAY DISTRIBUTING CO INC	FY25 BOTTLED WATER AND COOLER RENTAL	2025	1,500.00	730.00	770.00	72.25	0.00	72.25	697.75
25000561	102675	THE GOODYEAR TIRE & RUBBER	TIRES	2025	125,000.00	70,141.26	54,858.74	3,548.15	0.00	3,548.15	51,310.59



Click to enlarge visual or change to Focus mode

BI Training

ITS dept. is offering hands-on Power BI (PBI) user training classes. Click [here](#) to sign up.

**Have questions?
Want a demo?**

Contact:
BI_Team@jccal.org



Links: [Jefferson County](#) | [ITS BI](#) | [What is Power BI](#) | [Why Power BI](#) | [Using Power BI](#) | [End User Tutorial](#)